



DATA^{xi}

VISIBILITY | INSIGHTS | ACTION

SEE MORE THAN EVER BEFORE

POWERED BY
DOMO

SEE MORE THAN EVER BEFORE

4xi Global Consulting & Solutions is delighted to advance our data science capability and provide data-based insights providing visibility like never before. We've set up an initial series of data-sets to provide you a glimpse into the possible:

- U.S. Top Employers
- Employment Statistics by Metro
- Retail Food Pricing Index by Metro

**DATA INGESTION AND VISUALIZATION
PROVIDING DEEP AND REAL-TIME
BUSINESS INSIGHTS.**



POWERED BY
DOMO

WE'RE READY TO ANSWER YOUR QUESTIONS

Like all businesses, you have important questions that go unanswered, DATA^{xi} provides you with the visibility and insights for you to make informed decisions, take action, and drive business impact like never before.

4xi Consulting is currently taking commissions from partner organizations seeking the answers to questions never answered before.

TECHNOLOGY | INSIGHTS | DATA | IMPACT



WE'RE READY TO ANSWER YOUR QUESTIONS

Here are just some examples of potential data-sets and how they could impact your business:



BEST PLACES TO WORK

Imagine understanding where the best places to work are, and how they invest in workplace experience.



GLOBAL FOOTPRINTS

Map your locations, local trends and metrics, where to locate your next office or operation.



EMPLOYEE EXPERIENCE

What are the Employee Experience (EX) trends in your industry? How do you attract and retain the best?



EMPLOYMENT STATISTICS

What are your labor rates, where and how do you hire, where is your next office optimum location?



REAL ESTATE

Availability, occupancy, price per square ft. Where's your next real estate investment going to be?



COMPETITIVE ANALYSIS

How are you performing versus your competition? What are the key measurements for growth and success?



RETAIL FOOD PRICING INDEX

Providing clients with empirical data on pricing across portfolios. Each % gained goes straight to your bottom line.



CUSTOMER EXPERIENCE

What are the Customer Experience (CX) trends in your industry, how do you measure up, and how do you make a difference?



MARKET ANALYSIS

Whether by sector, region, industry, where are the growth opportunities for your business?

FLASH REPORTING

FOR OPERATORS:

For operators of dispersed operations real-time visibility to key data is a potential gamechanger for your business performance.

IMAGINE real-time access to data such as:

- POPULATION METRICS
- SALES REVENUE
- TRANSACTIONS
- AVERAGE CHECKS
- LABOR HOURS
- CASH IN BUSINESS

LET US WORK WITH YOU AND CREATE A SET OF METRICS AND REAL-TIME REPORTING THAT MEANS THE MOST TO YOU AND YOUR BUSINESS PERFORMANCE.





HOW IT WORKS

1. Tell us what answers you're looking for
2. What problem you're trying to solve
3. We'll consult with you on the options
4. Explore available data-sets

And, upon engagement:

5. Set up your own visualized dashboard
6. With up to 10 sub-sets of data
7. Your own visualized data portal

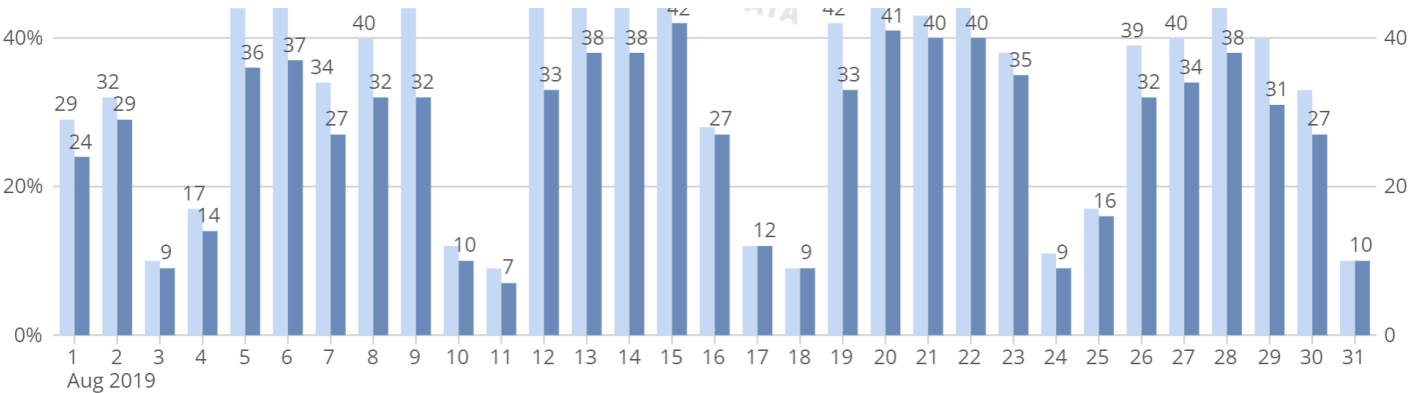
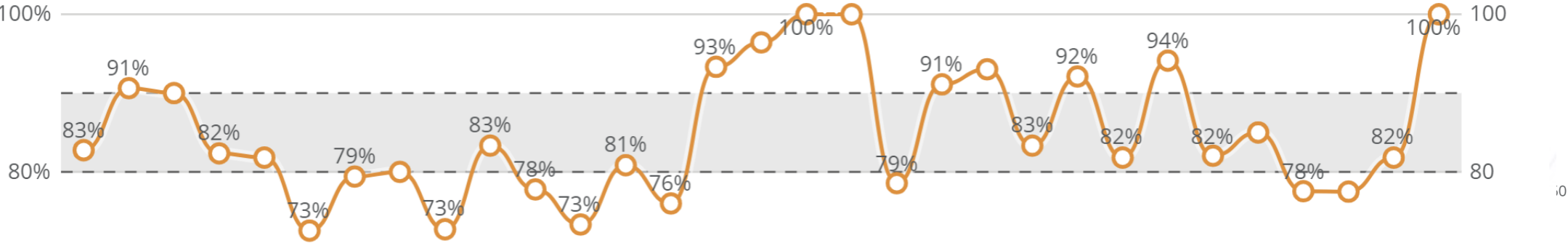
**WE DO ALL THE HARDWORK IN THE
BACKGROUND.**



MARKETING DASHBOARDS

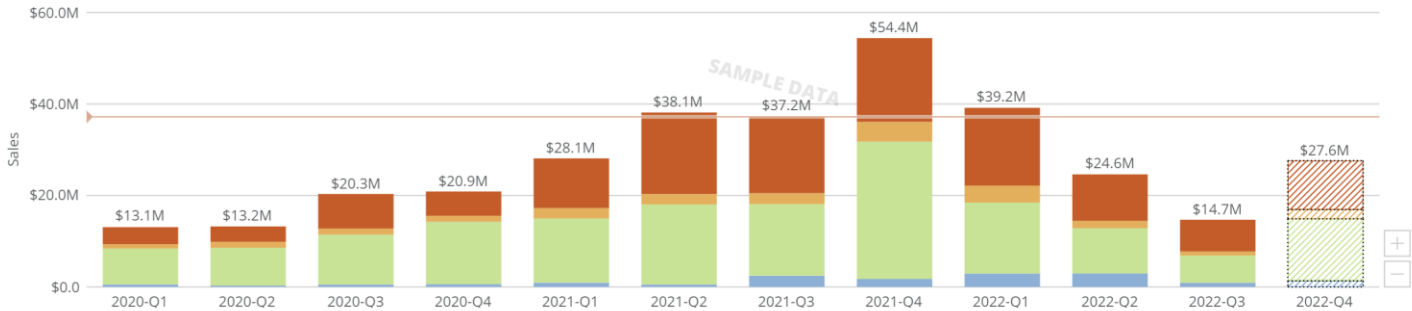
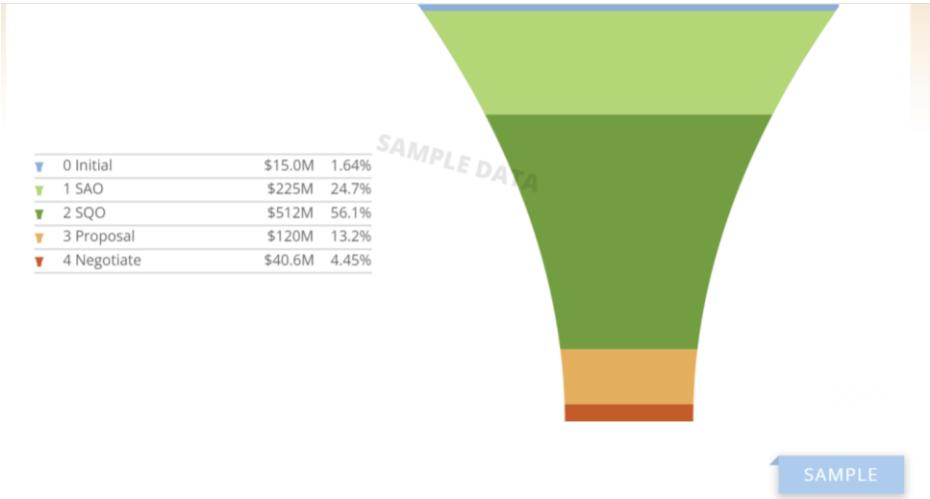


Target Range 80% - 90%

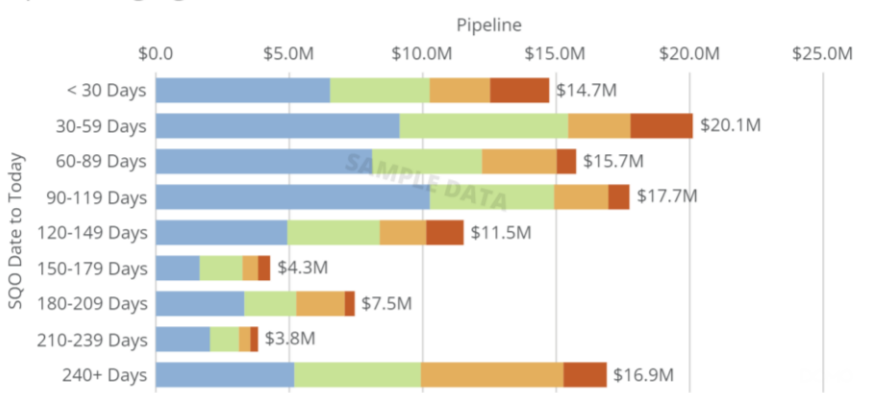


POWERED BY
DOMO

SALES DASHBOARDS



Pipeline Aging



POWERED BY

DOMO



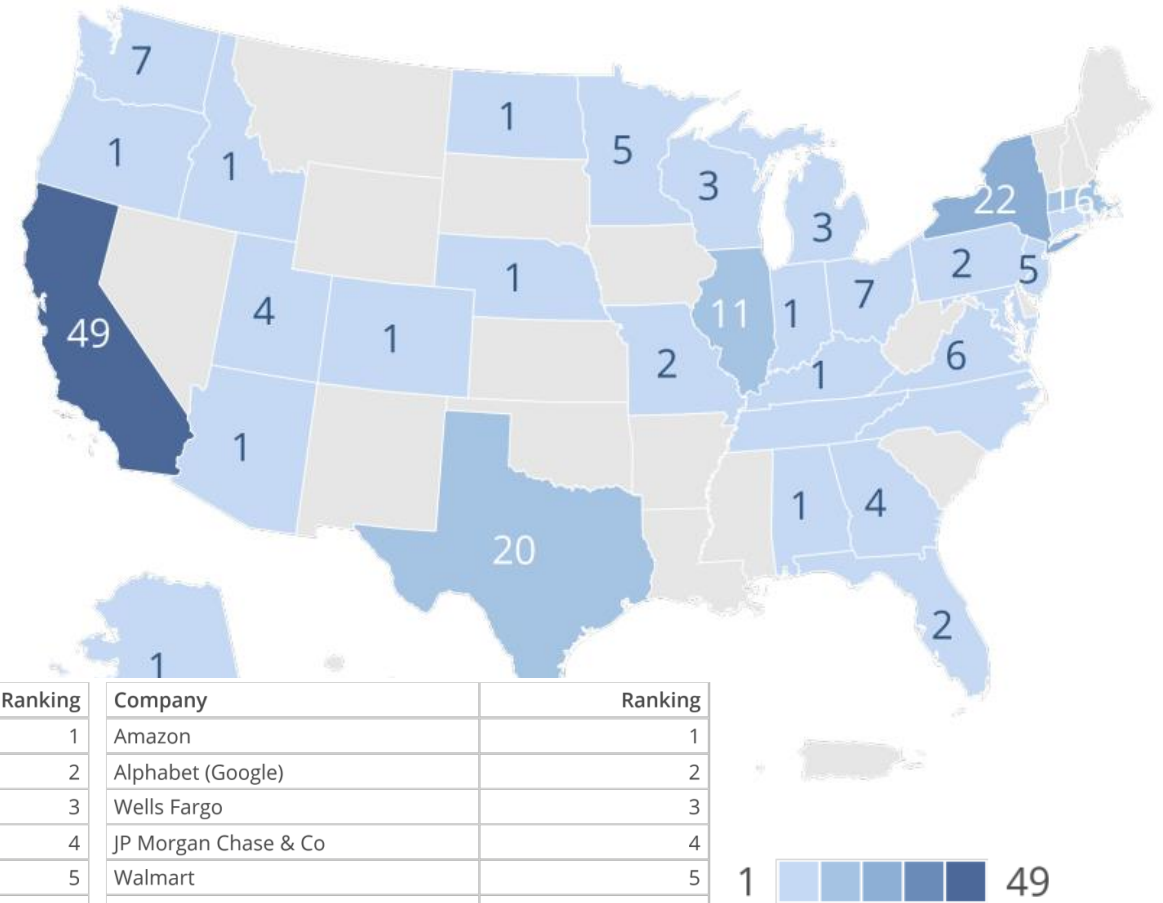
U.S. TOP EMPLOYERS

With over 250 records from the FORTUNE Top 100 and great places to work indices, we have created a dashboard for easy search by state, by industry, across the top employers in the U.S.

Company	Ranking
NVIDIA	1
HubSpot	2
Bain & Company	3
eXp World Holdings	4
Box, Inc.	5
Boston Consulting Group	6
Alphabet (Google)	7
Veterans United Home Loans	8
lululemon	9
Salesforce	10
Royal Caribbean Group	11

Company	Ranking
Walmart	1
Amazon	2
Apple	3
CVS Health	4
UnitedHealth Group	5
Exxon Mobil	6
Berkshire Hathaway	7
Alphabet (Google)	8
McKesson	9
AmerisourceBergen	10
Costco Wholesale	11

Company	Ranking
Amazon	1
Alphabet (Google)	2
Wells Fargo	3
JP Morgan Chase & Co	4
Walmart	5
IBM	6
AT&T	7
Bank of America	8
Apple	9
Comcast NBC Universal	10
Deloitte	11





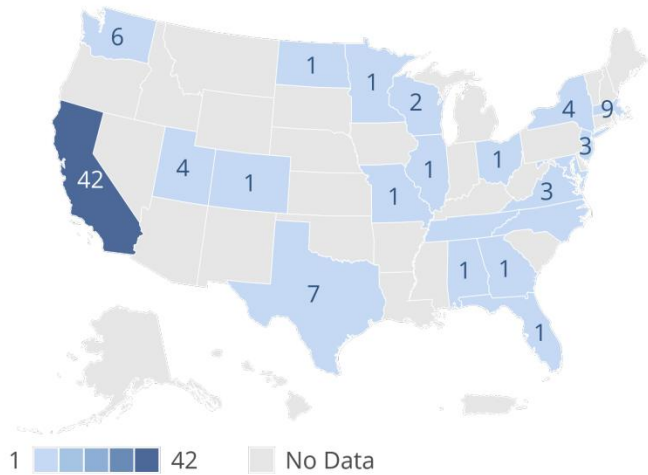
DIFFERENT VIEWS & PERSPECTIVES

In the platform you can analyze where these organizations are, how many employees, their revenues.

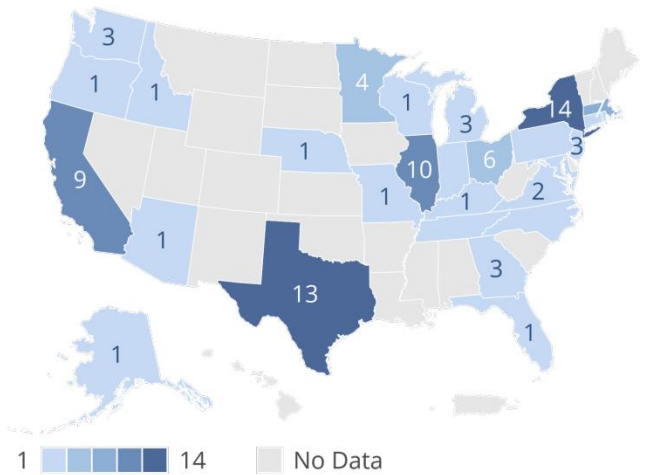
Employers In All Three 2022 Top Places to Work
5 Companies on all 3 lists

Company	Fortune	Glassdoor	LinkedIn
Alphabet (Google)	8	7	2
Apple	3	56	9
Cisco Systems	74	81	30
Intel Corporation	46	92	23
Johnson & Johnson	37	75	36

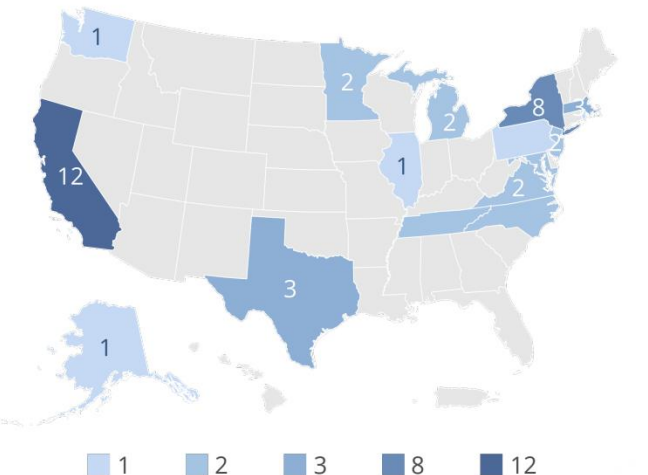
Location of Top Glassdoor Companies



Location of Top FORTUNE Companies



Location of Top LinkedIn Companies

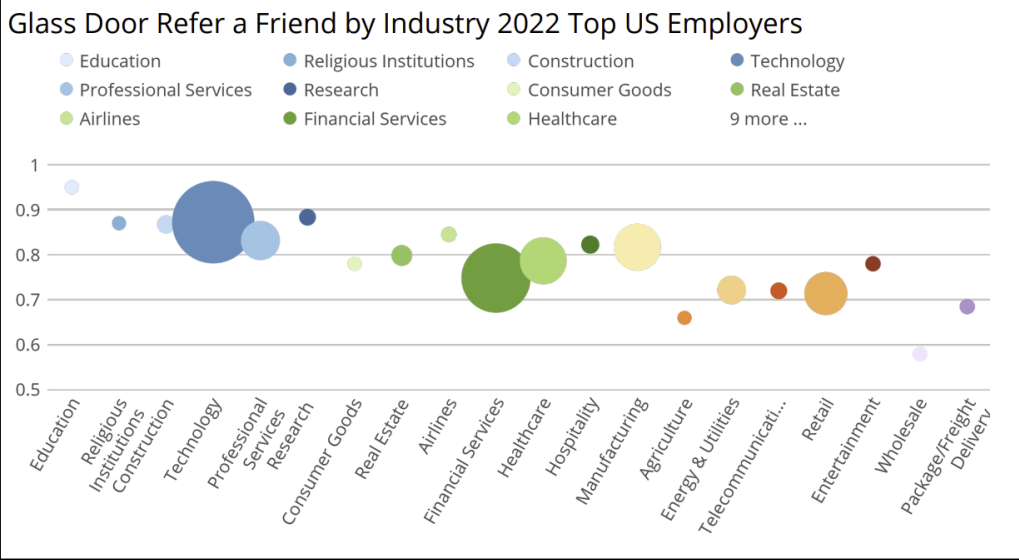
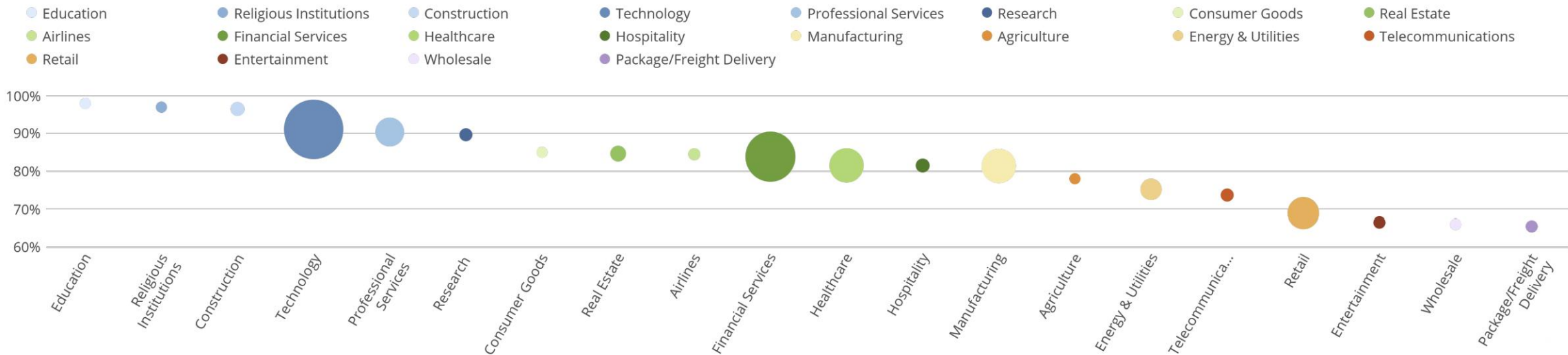


ADDITIONAL INSIGHTS

Refer a Friend rating, Rate the CEO, all insights to not only the best places to work for, but also the best organizations to work with.

Glass Door CEO Rating by Industry 2022 Top US Employers

5KSum of FORTUNE Top 100 2022





WKS RESTAURANT GROUP

Headquartered in Cypress, California, WKS is a family-owned business, founded in 1987 operating El Pollo Loco, Wendy's, Denny's, Krispy Kreme Doughnuts, Blaze Pizza, and Corner Bakery Café franchises, 400 locations, across 19 states.

THE CHALLENGE:

WKS struggled to bring in data from disparate, legacy systems and make it usable so business leaders could understand the commonalities and differences in the business.

THE SOLUTION:

WKS can now leverage all its data from across every brand and location, including data from point-of-sale systems, HR platforms, accounting systems, and customer sentiment measurements.

THE IMPACT:

WKS can now better understand its business performance across brands while using data to significantly improve its approach to hiring, training, and retention.

CASE STUDY



POWERED BY
DOMO



PHILZ COFFEE

Based in San Francisco, founded in 2003, with 1,200 employees and annual revenues of \$80M+ across 70+ locations nationwide.

THE CHALLENGE: With many data sources driving input, and store locations across the country, Philz struggled to efficiently collect, connect, and share sales data in real time.

THE SOLUTION: Philz uses the platform to quickly bring all its sales data and customer experience data together in one place.

THE IMPACT: Store leaders and company executives use the platform to easily track performance, visualize trends, and make smarter decisions.

“It’s been exciting for to see store leaders get excited about data. It’s so accessible now and they’ve seen the possibilities of what we can do. There are things we can do now that we would have never been able to do before, period.”

CASE STUDY



HARMONS

NEIGHBORHOOD GROCER®

Established in 1932, Harmons is a Utah-based, family-owned, upmarket supermarket chain with 19 stores located throughout the Wasatch Front and in the St. George area, and 4,000 employees.

THE CHALLENGE:

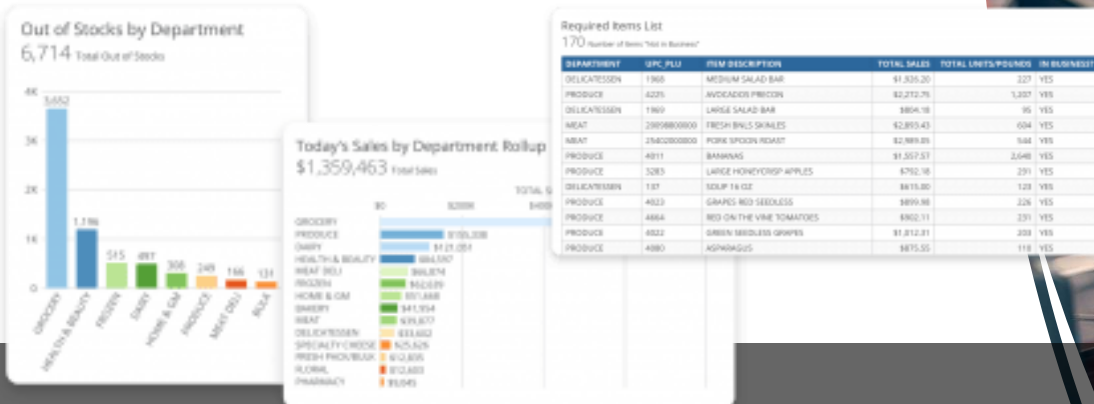
Faced with panic shopping during the COVID-19 pandemic, Harmons needed to keep its shelves stocked while managing supplier shortages.

THE SOLUTION:

Harmons used the platform to prioritize its orders so customers would be able to buy what they need most.

THE IMPACT:

Harmons was able to use its data to get orders in with suppliers while national chains still struggled to respond.



CASE STUDY

POWERED BY
DOMO



WE'RE READY, ARE YOU?

Whatever your data needs, the unanswered questions, the things that are keeping you up at night, let's talk and work out how DATA^{xi} can help you solve your data challenges and deliver **VISIBILITY, INSIGHTS** that enable you to take decisive, data-based **ACTION** and drive **IMPACT**.

WWW.4XICONSULTING.COM





DATA^{xi}

VISIBILITY | INSIGHTS | ACTION

THANK YOU!

POWERED BY
DOMO