

A large iceberg floats in a blue ocean under a blue sky with white clouds. The tip of the iceberg is visible above the water, while the much larger, jagged base is submerged below the surface, illustrating the concept of seeing more than what is visible.

SEE MORE THAN EVER BEFORE

**ELEVATE[®] IS A DYNAMIC PLATFORM THAT
GATHERS DATA AND INSIGHTS FROM YOUR
DISPERSED OPERATIONS IN REAL-TIME
GIVING YOU VISIBILITY LIKE NEVER BEFORE.**

OPERATIONS | AUDIT | EXPERIENCE



elevate[®]

INSIGHTS | ACTION | IMPACT



elevate[®]

DATA | ACTION | IMPACT

ELEVATE[®] EVERYWHERE

Understanding the need to get better visibility to dispersed operations, 4xi, created Elevate[®] to combine the latest technology with proven strategies that deliver heightened visibility, accountability, and operational performance.

TECHNOLOGY | INSIGHTS | ACTION | IMPACT





INFORMATION, EVERYWHERE.

Managing dispersed operations is complex, and a lot can go wrong quickly. Having intelligent vision, on-demand raises visibility, accountability, and performance.



WHAT MATTERS MOST?

Tailor the key metrics that are most important to your business and set up protocols to feed the platform.



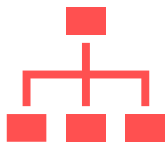
DATA FROM MULTIPLE STAKEHOLDER GROUPS

Establish the data inputs from within the business to crowd-source meaningful data sets.



EVERYONE'S ENGAGED

From front line associates to general managers and regional teams, to clients and consumers.



HIERARCHIAL ACCESS

Access the data, dashboards, alerts and critical performance information from anywhere.

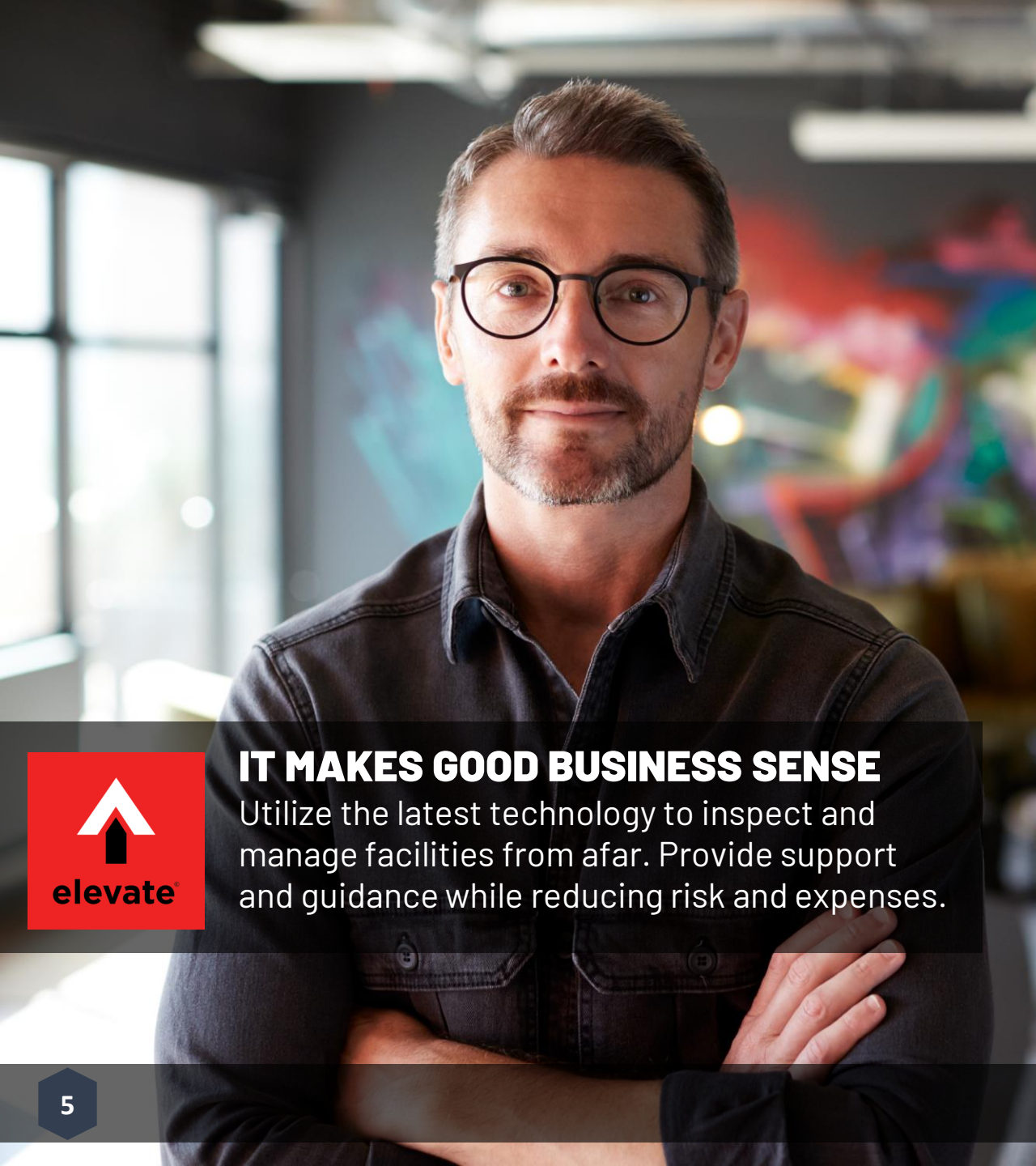




INSIGHTS, EVERYWHERE.

You decide what data is most important to you and we'll set up the system to ingest and to gather the data giving you real-time visibility like never before.





IT MAKES GOOD BUSINESS SENSE

Utilize the latest technology to inspect and manage facilities from afar. Provide support and guidance while reducing risk and expenses.



OPERATOR VISIBILITY

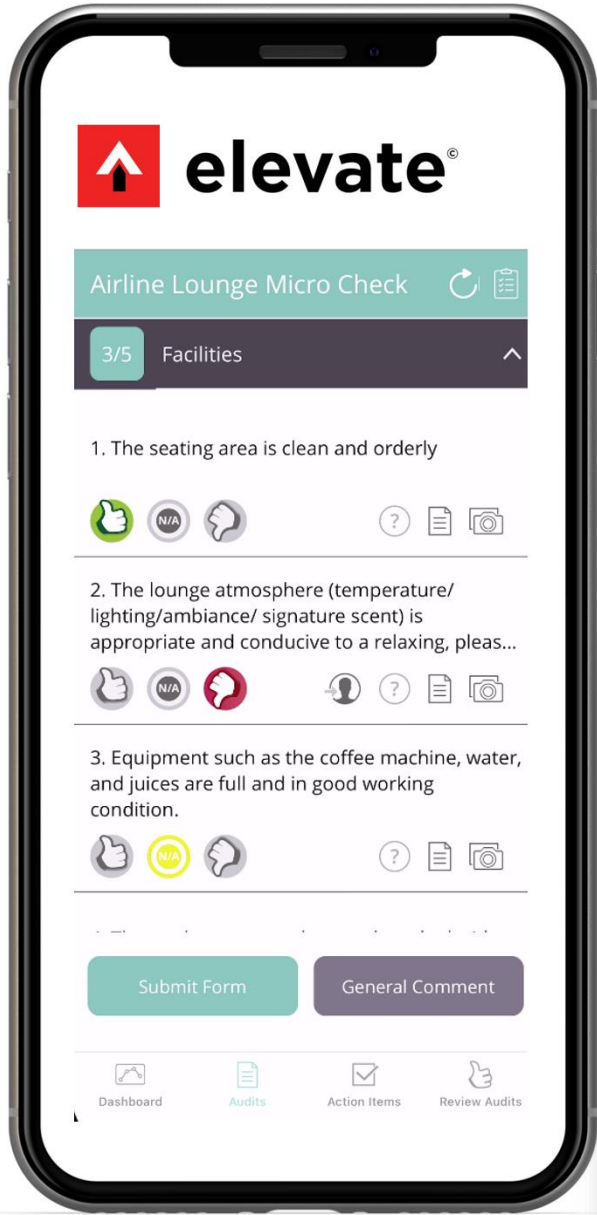
THE OLD DISTRICT MANAGER MODEL:



\$1,000 x 10 UNITS x 12 MONTHS

\$120,000

And even then, how effective is the old District Manager model? How much do they get done once on site beyond meeting with the client and catching up with calls and emails?



Airline Lounge Micro Check
 Location: Site 2 User: Sample Manager
 Date: 07-25-2022 Time: 10:25:02 AM PDT Onsite/Offsite: Geo location disabled

95%

100% Hospitality	100% Food Quality
100% Bar Program	78% Facilities

1 Action Items created 0 Items pending resolution 1 Additional findings

ISSUES FOUND This section of the report is a summary of all issues found during the Audit

Site 7 Comments
 Captured by: Sample Manager The new seating arrangement really opened the place up.
 Date: 07/22/2022

Site 6 Comments
 Captured by: Sample Manager Great atmosphere inside. Things are well organized
 Date: 07/22/2022



TOTAL VISIBILITY.

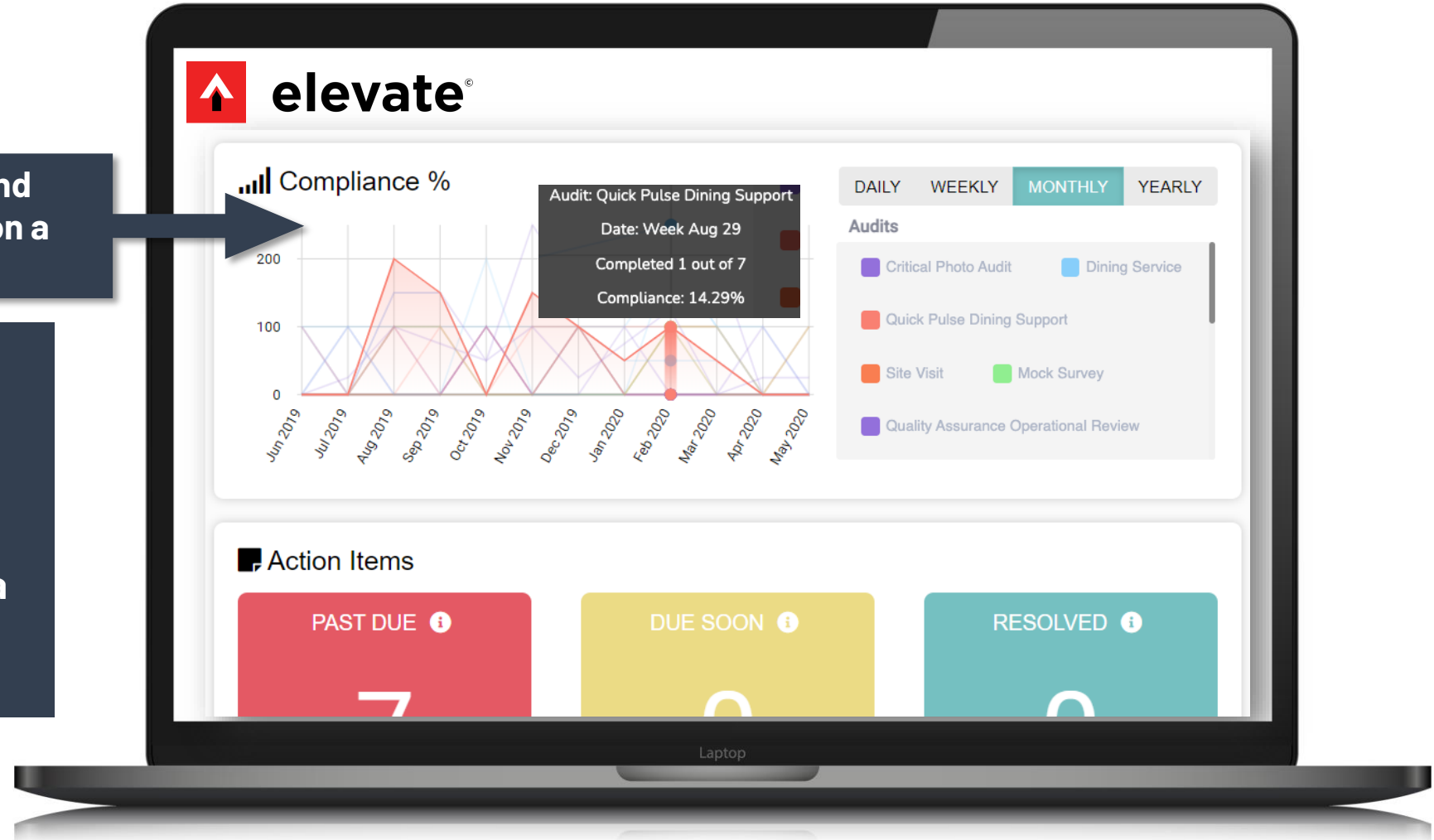
From your smartphone, devices, laptop, desktop, access real time visibility to your operations.



CENTRAL DASHBOARD.

Monitor Compliance, Performance and Issues across all your communities on a single dashboard


- Ensure Compliance
- Aggregate 1,000's of Audits
- Perform Root Cause Analysis
- Central Repository for all data
- Measure Progress





ENGAGE & RETAIN EMPLOYEES.

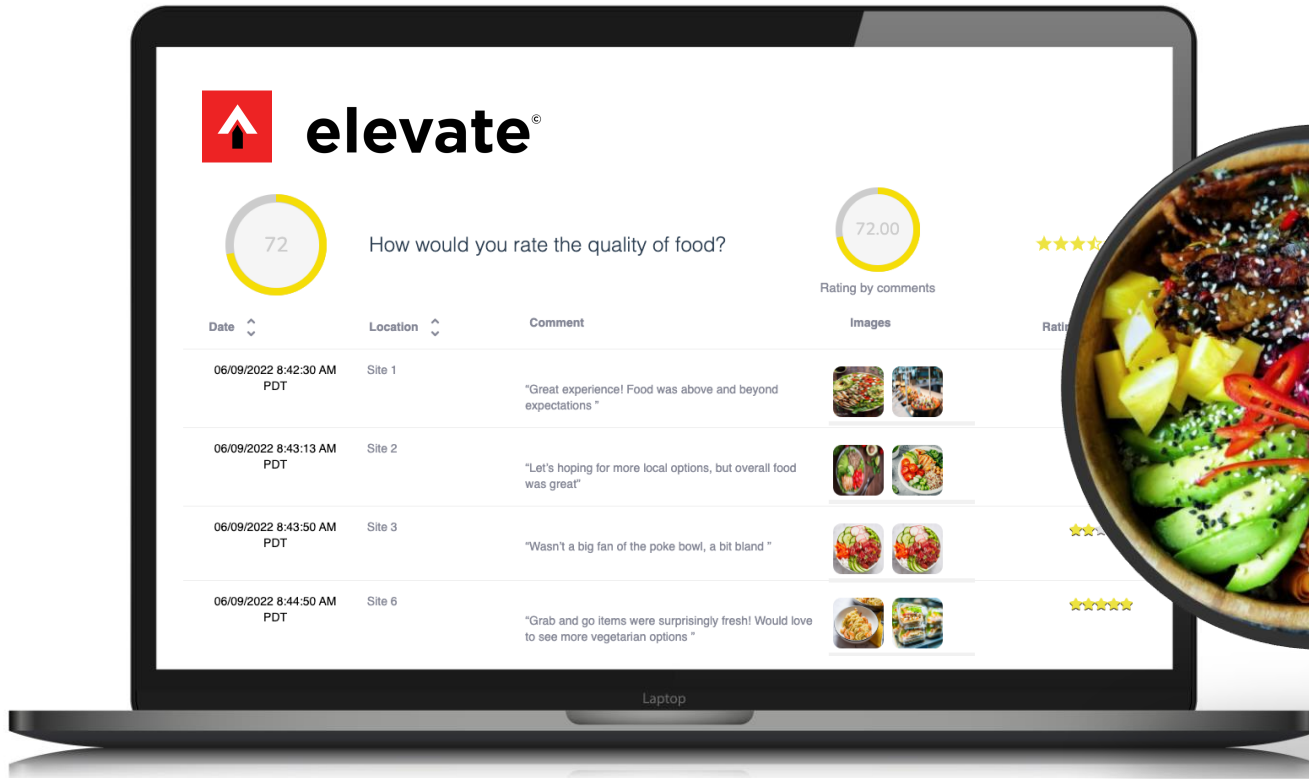
Keep a pulse on how your employees feel and what they need through real-time feedback channels. The final bridge between your business and guests





CENTRALIZE GUEST SENTIMENT.

See & Understand what drives the experience for your guests – across locations and clients.

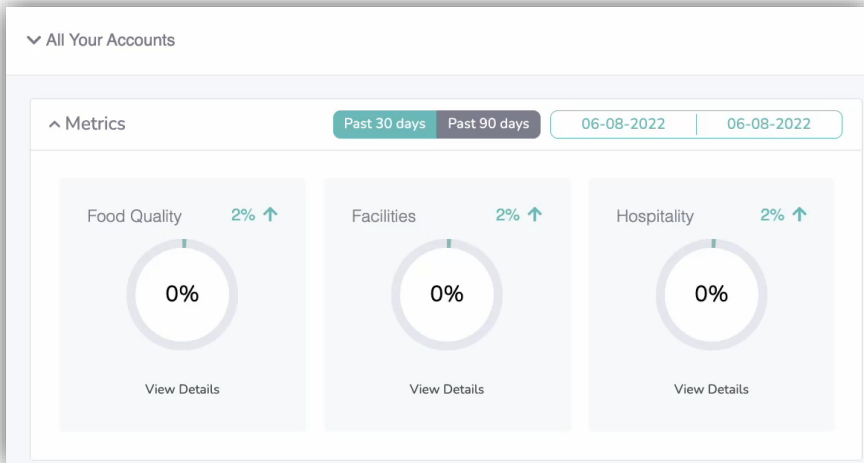


*"Loved the new specials.
Definitely coming back!"*



DATA IN ONE PLACE.

Aggregate and Compare Operational Data and Guest Sentiment across clients and verticals to understand where the industry is... and where it needs to go.



	AREA TOTAL		WEEKLY		MONTHLY	
	Overall Score	Comp	Team Vision Check		Airline Lounge Micro Check	
			PERF %	COMP	PERF %	COMP
- All Your Accounts	90%	5/35	83%	2/28 📅	97%	3/7 📅
- Airlines	90%	5/25	83%	2/20 📅	97%	3/5 📅
- Client A	97%	3/15	0%	0/12 📅	97%	3/3 📅
Site 1	95%	1/5	0%	0/4 📅	95%	1/1 📅
Site 2	97%	1/5	0%	0/4 📅	97%	1/1 📅
Site 3	100%	1/5	0%	0/4 📅	100%	1/1 📅
+ Client B	67%	1/5	67%	1/4 📅	0%	0/1 📅



IT MAKES GOOD BUSINESS SENSE

Visibility across often a multi-vendor portfolio with common reporting metrics allows total visibility and benchmarking of performance.



CLIENT VISIBILITY

THE OLD MANAGEMENT MODEL:



LACK OF VISIBILITY & CONTROL PERFORMANCE

Empowering client organizations to have ultimate visibility across the entire business portfolio, control costs, monitor performance, and strive for continuous improvement.



**10,000+ USERS
WORLDWIDE**

Powered by



A large iceberg floats in a clear blue ocean under a bright blue sky with scattered white clouds. The visible tip of the iceberg is small and jagged, while the submerged portion is much larger and more complex in shape, illustrating the concept of seeing beyond the surface.

**SEE MORE THAN
EVER BEFORE
THANK YOU!**

OPERATIONS | AUDIT | EXPERIENCE



elevate[©]

DATA | ACTION | IMPACT